



How to access chronic absence data on DataQuest, hosted by the California Department of Education

1. Go to <https://dq.cde.ca.gov/dataquest/>.
2. Go to Select Level. May be county, district, or school.
3. Go to Select Subject. Select "Absenteeism Data" under the School Climate Data section in the drop down menu (see image below).
4. Click "Submit" button.

DataQuest provides meaningful data and statistics about California's TK/K-12 public educational system that supports a wide variety of informational, research, and policy needs. Summary and detailed data reports are available for multiple subject areas at the school, district, county, and state levels.

To create a report:

1. Select a report **Level**
2. Select a report **Subject**
3. Select **Submit**

Data Resources

- [What's NEW? DataQuest Change Log](#)
- [QuickQuest](#) lets you find answers fast!
- [Downloadable Data Files](#)
- [California School Dashboard](#)
- [CAASPP/ELPAC Test Results](#)
- [Data Requests](#)

Other CDE Resources

- [CA Department of Education Home](#)
- [California School Directory](#)
- [Data & Statistics](#)
- [Testing & Accountability](#)
- [CA Education Fingertip Facts](#)
- [DataQuest Update Newsletter](#)

Questions: [Data Reporting Office](#) | 916-327-0219

© California Department of Education

1. Select Level

District

2. Select Subject

Absenteeism Data

- Foster Student Data
- Homeless Student Data
- Special Education Data
- Graduation & Dropout Data**
 - Four-Year Cohort Graduation Rates & Outcomes
 - Five-Year Cohort Graduation Rates
 - One-Year Graduation Data
 - One-Year Dropout Data
- Post-Secondary Enrollment**
 - College-Going Rates
- School Climate Data**
 - Suspension and Expulsion Data
 - Absenteeism Data**
 - Stability Rates
- Staff Data**
 - Staff Assignment Data
 - Staff Demographic Data
 - Estimated Teacher Hires
- Student Course Enrollment Data**

5. Select "Year of Data" (see image below).
6. Type a portion of the School, District, or County name.
7. Click "Submit" button.



DATAQUEST
California DEPARTMENT OF EDUCATION

[CDE Home](#) » [DataQuest](#) » Select Criteria

Select Year of Data and Enter District Name

1. Select The Year of Data:

2. Type a portion of the District Name then press the "Submit" button:

Submit

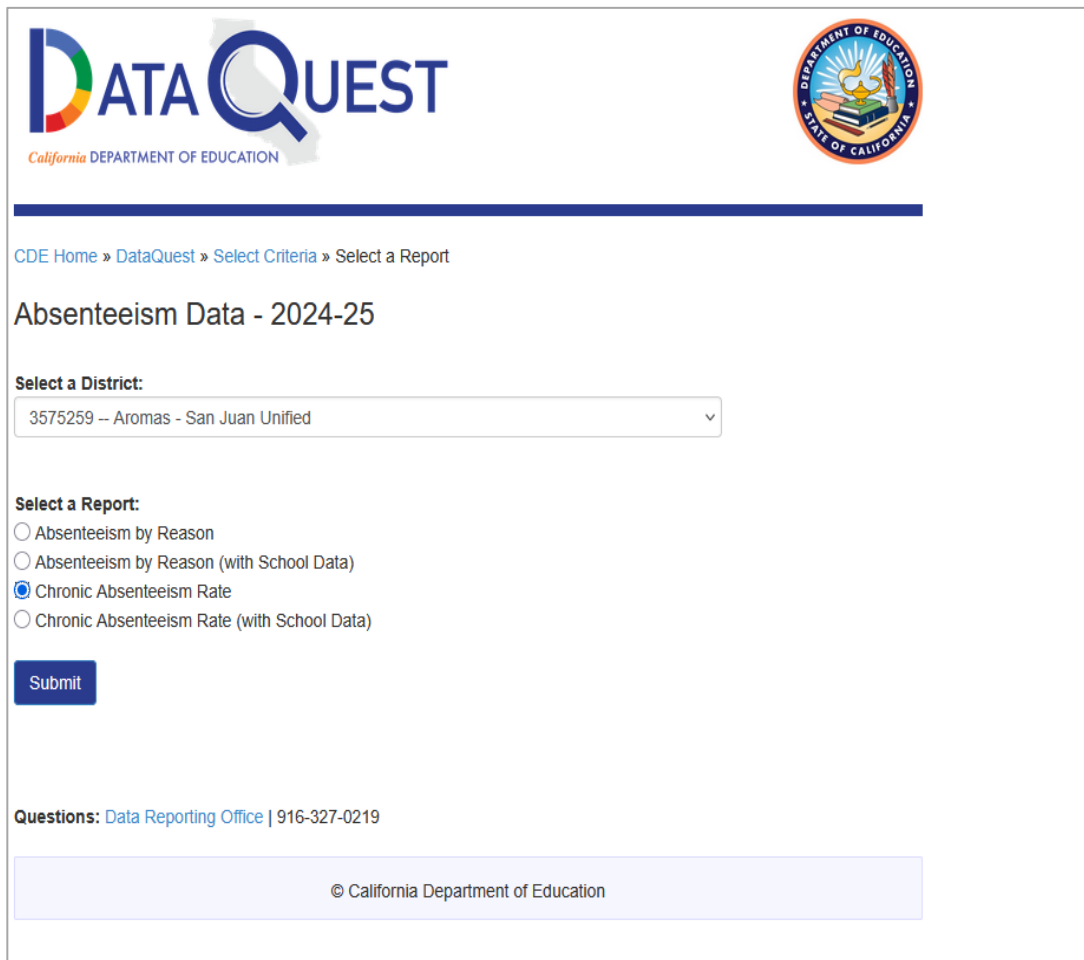
Questions: [Data Reporting Office](#) | 916-327-0219

© California Department of Education

8. Select a District: Choose the correct district from the drop down menu (see image below).

9. Select a Report: Select “Chronic Absenteeism Rate” to see data for the district and by race and ethnicity, or “Chronic Absenteeism Rate with School Data” to see data for all of the schools in your district.

10. See sample reports in images on pages 4 and 5 below.



The screenshot shows the DataQuest interface for the California Department of Education. At the top left is the 'DATA QUEST' logo with a stylized 'Q' and the text 'California DEPARTMENT OF EDUCATION'. At the top right is the official seal of the California Department of Education. Below the header is a breadcrumb trail: 'CDE Home » DataQuest » Select Criteria » Select a Report'. The main heading is 'Absenteeism Data - 2024-25'. Under 'Select a District:', there is a dropdown menu showing '3575259 -- Aromas - San Juan Unified'. Under 'Select a Report:', there are four radio button options: 'Absenteeism by Reason', 'Absenteeism by Reason (with School Data)', 'Chronic Absenteeism Rate' (which is selected), and 'Chronic Absenteeism Rate (with School Data)'. A blue 'Submit' button is located below the report selection. At the bottom left, there is a link for 'Questions: Data Reporting Office | 916-327-0219'. At the bottom center, a footer bar contains the text '© California Department of Education'.

DATA QUEST
California DEPARTMENT OF EDUCATION

CDE Home » DataQuest » Select Criteria » Select a Report

Absenteeism Data - 2024-25

Select a District:

3575259 -- Aromas - San Juan Unified

Select a Report:

☐ Absenteeism by Reason

☐ Absenteeism by Reason (with School Data)

☒ Chronic Absenteeism Rate

☐ Chronic Absenteeism Rate (with School Data)

Submit

Questions: [Data Reporting Office](#) | 916-327-0219

© California Department of Education

2024-25 Chronic Absenteeism Rate

Aromas - San Juan Unified Report (35-75259)

Disaggregated by Ethnicity

+ [Report Description](#)

+ [Report Glossary](#)

+ [Report Options and Filters](#)

Filters Enabled:

School Type: Non-Charter

[Reset Filters](#)

Race / Ethnicity	Chronic Absenteeism Eligible Enrollment	Chronic Absenteeism Count	Chronic Absenteeism Rate
African American	*	*	*
American Indian or Alaska Native	*	*	*
Asian	11	1	9.1%
Filipino	*	*	*
Hispanic or Latino	737	141	19.1%
Pacific Islander	*	*	*
White	204	40	19.6%
Two or More Races	16	2	12.5%
Not Reported	16	3	18.8%

Report Totals

Name	Chronic Absenteeism Eligible Enrollment	Chronic Absenteeism Count	Chronic Absenteeism Rate
Aromas - San Juan Unified	995	187	18.8%
San Benito County	11,846	2,100	17.7%
Statewide	5,167,417	1,009,695	19.5%

2024-25 Chronic Absenteeism Rate

Aromas - San Juan Unified Report
Disaggregated by School (35-75259)

- [+ Report Description](#)
- [+ Report Glossary](#)
- [+ Report Options and Filters](#)

Filters Enabled:

School Type: Non-Charter

[Reset Filters](#)

Name	Chronic Absenteeism Eligible Enrollment	Chronic Absenteeism Count	Chronic Absenteeism Rate
Anzar High	269	38	14.1%
Aromas	417	85	20.4%
San Juan	309	64	20.7%

Report Totals

Name	Chronic Absenteeism Eligible Enrollment	Chronic Absenteeism Count	Chronic Absenteeism Rate
Aromas - San Juan Unified	995	187	18.8%
San Benito County	11,846	2,100	17.7%
Statewide	5,167,417	1,009,695	19.5%

Attendance Works, December 2025

Visit Attendance Works at www.attendanceworks.org for free downloadable resources and tools!