

# Frequently Asked Questions

## 1. Why should I use the California versions of the DATTs and SATTs?

Under California’s Local Control Funding Formula, local school districts are accountable for providing their communities with baseline chronic absence data, one of the measures of Student Engagement in the Local Control Accountability Plan. By monitoring chronic absence, school districts and communities can see the impact of their strategies and investments over time.

The California-specific versions of the District and School Attendance Tracking tools offer several benefits for California districts over the standard DATTs: 1) the inclusion of TK (transitional kindergarten) as a grade level and 2) the Truancy Supplements, which offers insights into the relationship between chronic absence, suspension and truancy (as defined by California law).

## 2. Can school districts outside of California use the CalDATT, CalSATT and Truancy Supplements?


Since truancy definitions vary from state to state, we do not advise school districts in other states to use the California-specific tools.

## 3. Our district only tracks suspensions by incidents, not by number of days missed. Should I still use the CalDATT Truancy Supplements?

If your school district does not record days of suspension, the 6 red-tabbed reports that analyze type of absences will not generate properly. It may still be useful to run the Truancy Supplements to see the extent to which families of chronically absent students are receiving notices of truancy (NOTs) or excessive absence letters.

## 4. Where can I find my district’s chronic absence rates in the CalDATTs?

Each module of the CalDATT (TK-5, 6-8 and 9-12) contains a “By Grade, Overall” report. If you are looking for the chronic absence rate for that grade span, click on the blue tab **By Grade, Overall**.

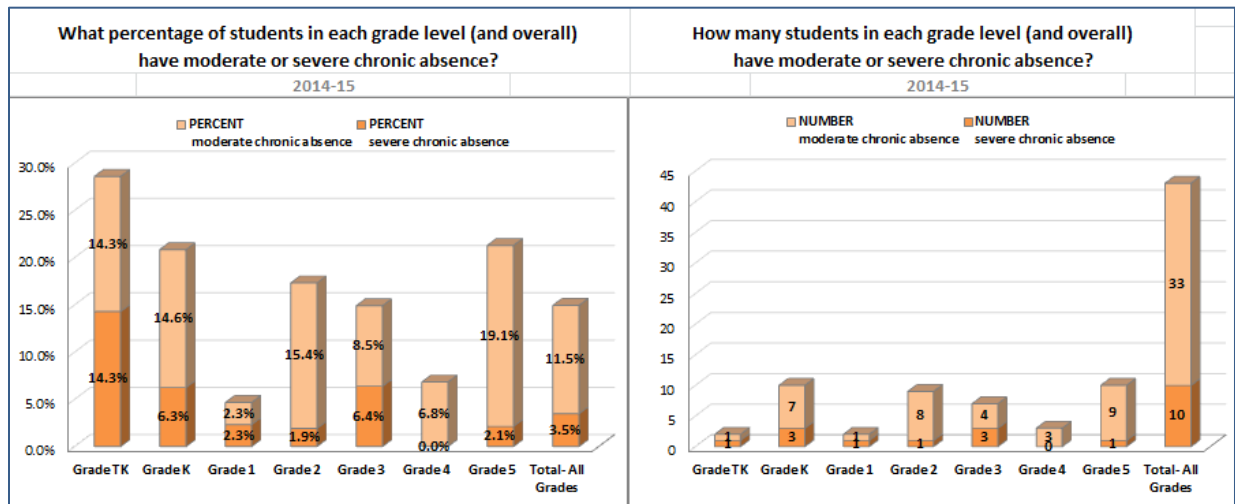


On the tab “By Grade, Overall”, you can find the **total number and percent** of chronically absent students in the **table or stacked bar charts**, as shown below:

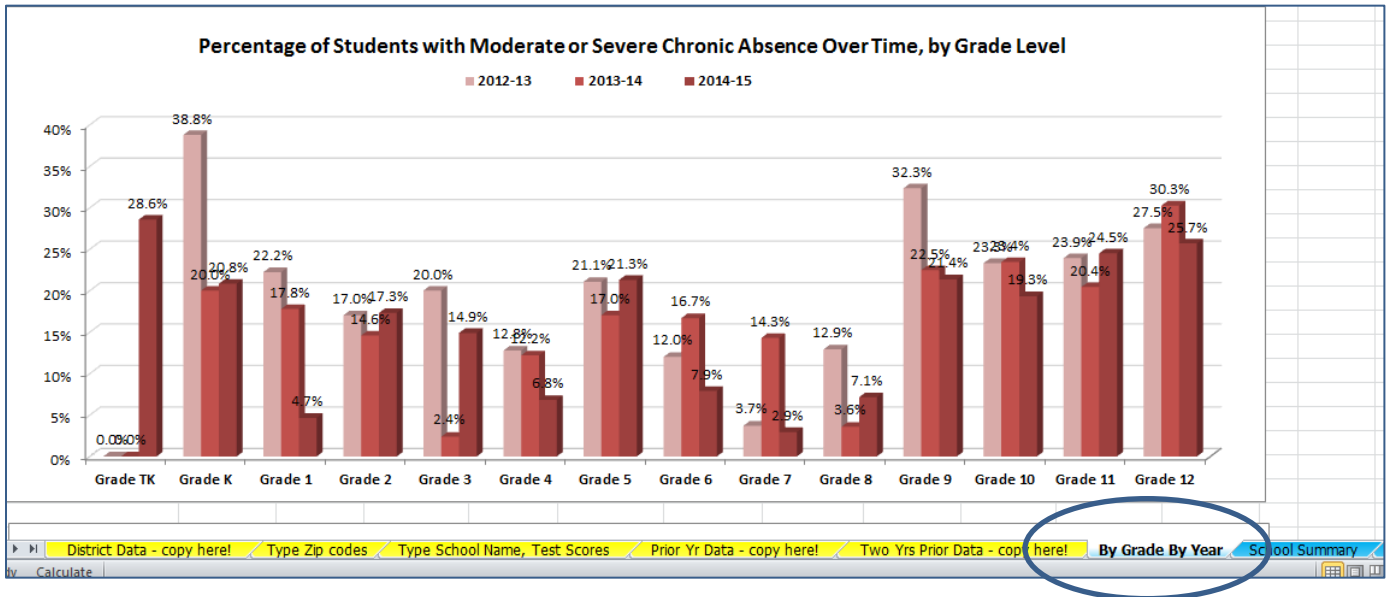
**Chronic absence rate (table)**

How many students are at risk based on their attendance? How does this break down by grade level?											
2014-15											
DEFINITIONS:											
		Severe chronic absence: Missing 20% or more of total school days		Moderate chronic absence: Missing 10 -19.99% of total school days		ALL chronic absence (severe + moderate): Missing 10% or more school days (sums moderate + severe chronic)		At-risk attendance: Missing 5-9.99% of total school days		Satisfactory attendance: Missing less than 5% of total school days	
GRADE	NUMBER severe chronic absence	PERCENT severe chronic absence	NUMBER moderate chronic absence	PERCENT moderate chronic absence	NUMBER ALL chronic absence (severe + moderate)	PERCENT ALL chronic absence (severe + moderate)	NUMBER at-risk attendance	PERCENT at-risk attendance	NUMBER satisfactory attendance	PERCENT Satisfactory Attendance	Total students
Grade TK	1	14.3%	1	14.3%	2	28.6%	1	14.3%	4	57.1%	7
Grade K	3	6.3%	7	14.6%	10	20.8%	10	20.8%	28	58.3%	48
Grade 1	1	2.3%	1	2.3%	2	4.7%	16	37.2%	25	58.1%	43
Grade 2	1	1.9%	8	15.4%	9	17.3%	13	25.0%	30	57.7%	52
Grade 3	3	6.4%	4	8.5%	7	14.9%	7	14.9%	33	70.2%	47
Grade 4	0	0.0%	3	6.8%	3	6.8%	9	20.5%	32	72.7%	44
Grade 5	1	2.1%	9	19.1%	10	21.3%	7	14.9%	30	63.8%	47
Total-All Grades	10	3.5%	33	11.5%	43	14.9%	63	21.9%	182	63.2%	288

**Chronic absence rate (stacked bar charts)**



To find the chronic absence rate for TK-12, go to the combination **Cal DATT (TK-12)** tool. You will find the TK-12 chronic absence rate under the tab **By Grade, By Year**.



**5. Can anyone use these tools? Are these tools compatible with my district’s Student Information System?**

Every California school district can use these Excel-based spreadsheets, since the CalDATT, CalSATT and Truancy Supplements are designed to work with any student information system. It’s important, though, to engage your district’s data staff before starting the process. After extracting the relevant student data, you will need to do some data clean up and reformatting to ensure that the variables are in the correct format for the input sheets.

**6. Is there an easy way to download directly from my SIS to the CalDATT?**

As of April 2015, districts that use the Aeries Student Information System have the option of downloading a pre-formatted data file to populate the CalDATT, CalSATT and Truancy Supplements. Thanks to the Attorney General’s Office and Eagle Software, an easy download is available for AERIES users free of charge. For details, please go to: <http://www.aeries.com/> and visit the “Updates” page once you log in to your account.

Attendance Works would be happy to share the data specifications with other SIS providers who wish to set up a similar download option for their users. Please contact your SIS provider to inquire if they are interested.